

# City of Scottsdale COVID-19 Impact Community Health Survey Results



**About the Survey:** 1,377 survey responses were gathered from residents of Scottsdale between May 27, 2021 – July 9, 2021.

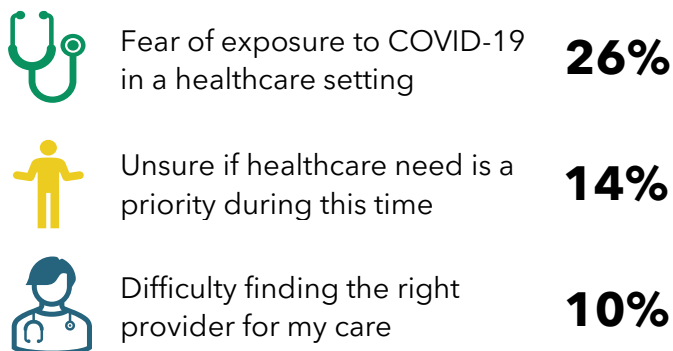
City of Scottsdale

Please visit [maricopahealthmatters.org](https://maricopahealthmatters.org) for the full survey report and more information.

## Highlights

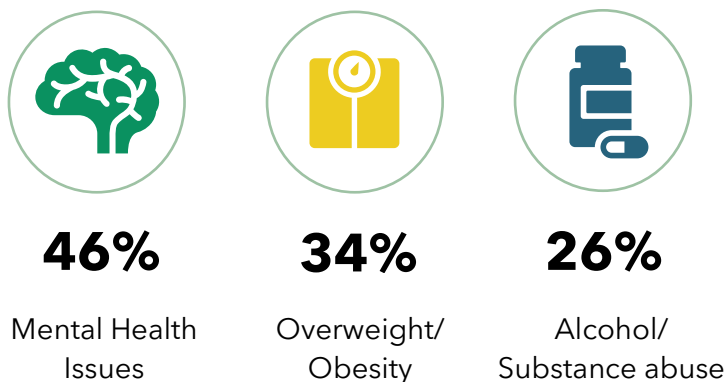
### Top Healthcare Barriers

53% of respondents said they had no barriers to healthcare. The three barriers for others were:



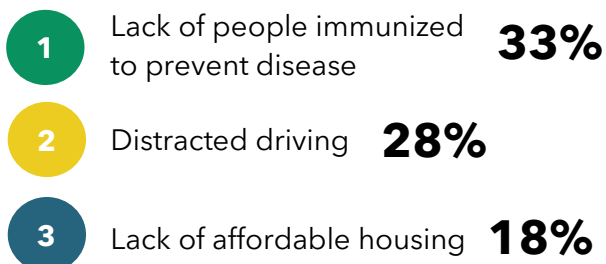
### Top Health Conditions

46% of respondents reported that mental health issues have had the greatest impact on their community.



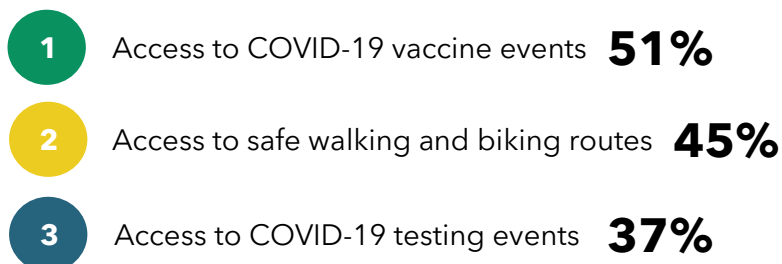
### Community Issues

33% of respondents reported that lack of people immunized to prevent disease has had the greatest impact on their community.



### Community Strengths

51% of respondents reported that access to COVID-19 vaccine events has been the greatest strength of their community.

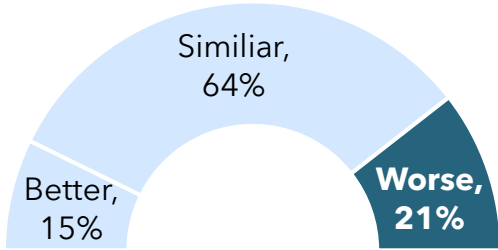


Source: Maricopa County COVID-19 Impact Community Health Survey

# Health Ratings

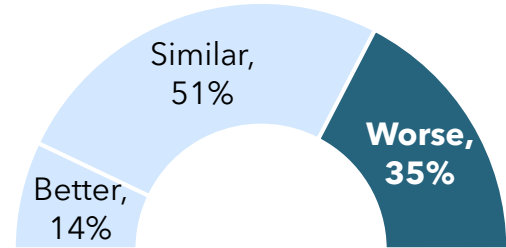
## Physical Health

Over **1 in 5** respondents rated their current **physical health** as **worse** compared to their physical health prior to March of 2020.



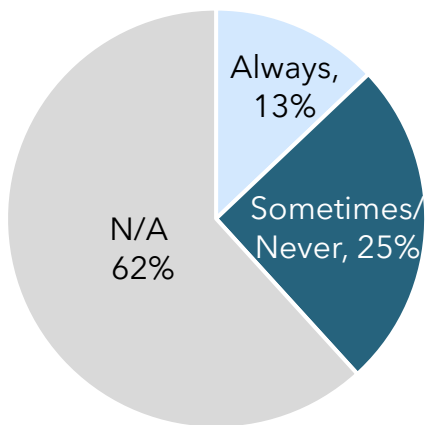
## Mental Health

Over **1 in 3** respondents rated their current **mental health** as **worse** compared to their mental health prior to March of 2020.



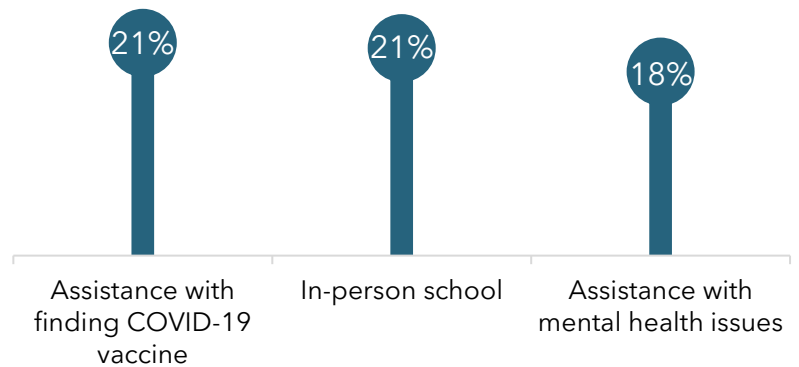
# Mental Health Care Access

About **1 in 4** respondents who sought services to address their mental health were **sometimes or never** able to get the services they needed.



Almost **1 in 4** respondents stated that **assistance with mental health issues & in-person school** would have improved overall mental and physical health of their family in the last year.

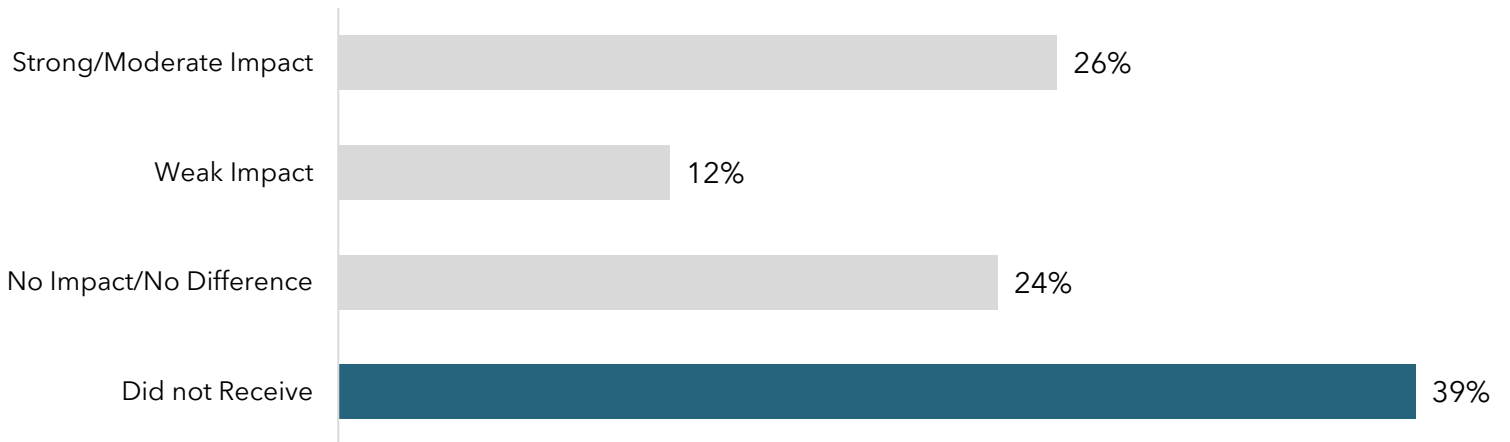
Top three areas for improvement:



# Accessibility of Care

## Income and Expenses

Almost **2 in 5** respondents stated they **did not receive** the stimulus check.



**Since March of 2020**, how was your employment impacted due to the COVID-19 pandemic?

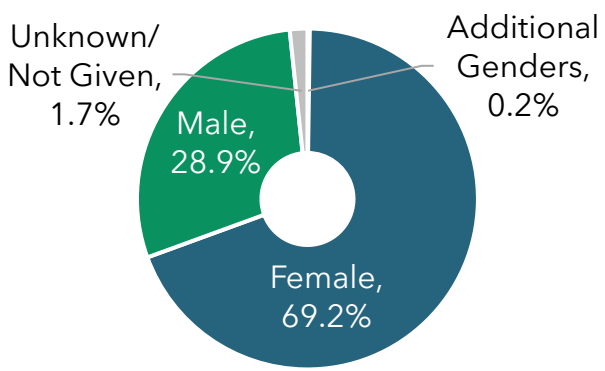


### 38% of respondents indicated other topics:

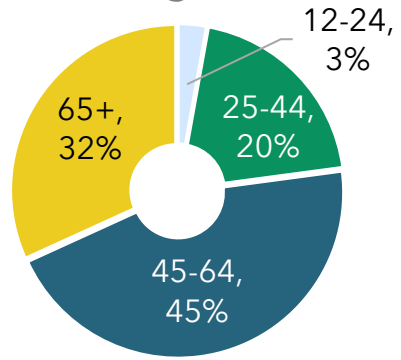
- Retired
- Increased work hours
- Unemployed
- Disability
- Homemaker/Stay-at-home parent
- Resigned from job
- Student

# Respondent Profile

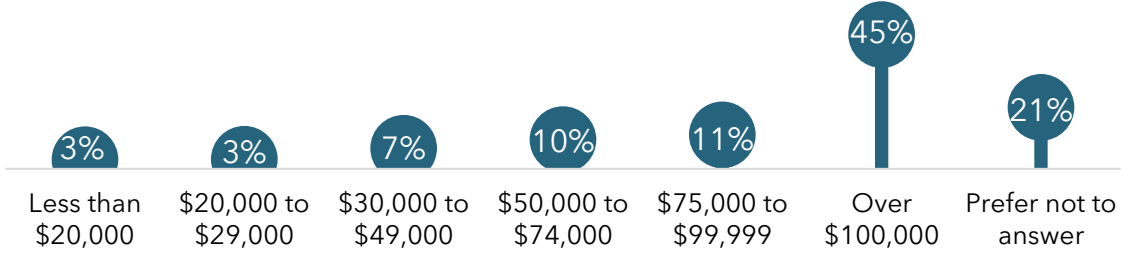
## Gender



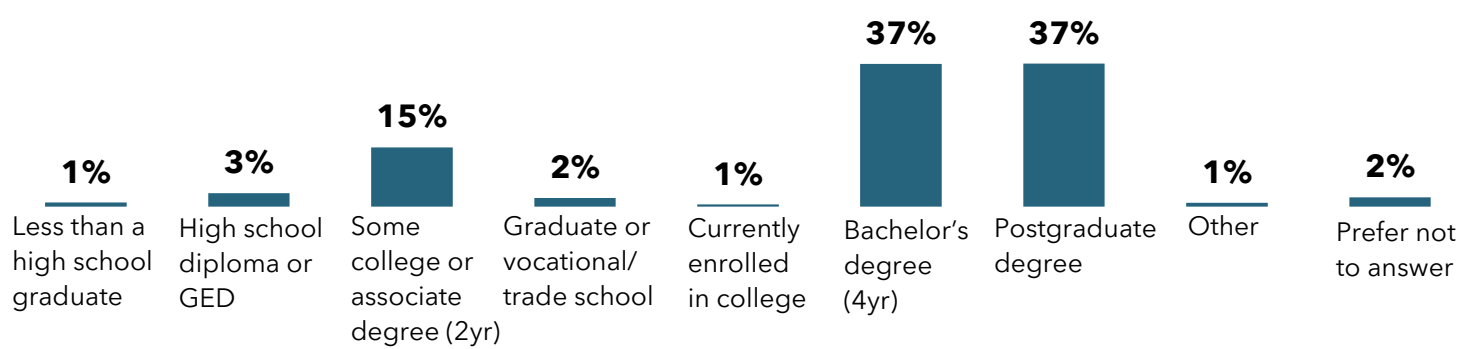
## Age



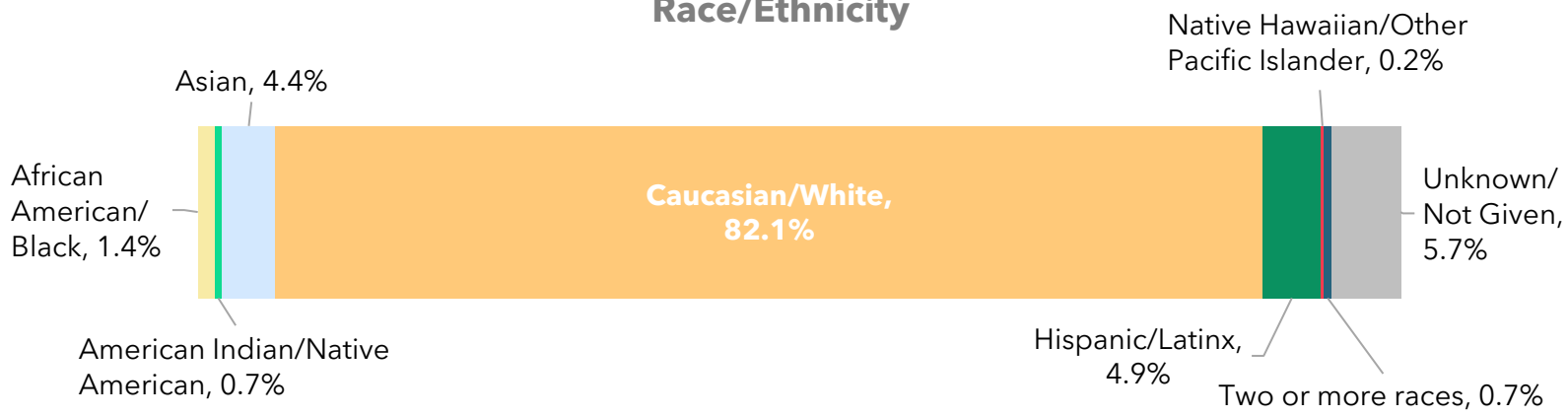
## Household Income Range



## Highest Level of Education Completed



## Race/Ethnicity



Source: Maricopa County COVID-19 Impact Community Health Survey

Due to the multi-select option and the selection of only top responses, %s will not total to 100%. Some demographic data may not total to 100% due to rounding.