

85338

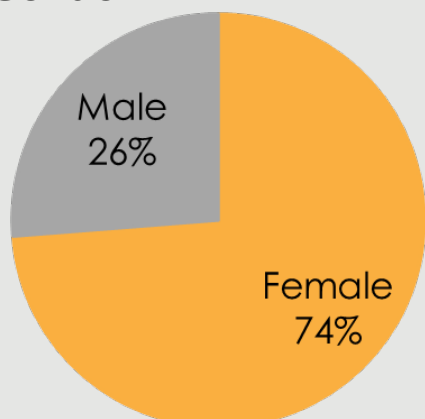
# ZONE 33

Responses to the 2019 Community Health Assessment Survey from the residents of Zone 33.

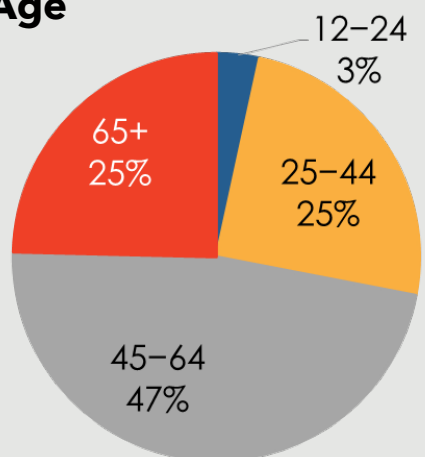


## Who took the survey in Zone 33?

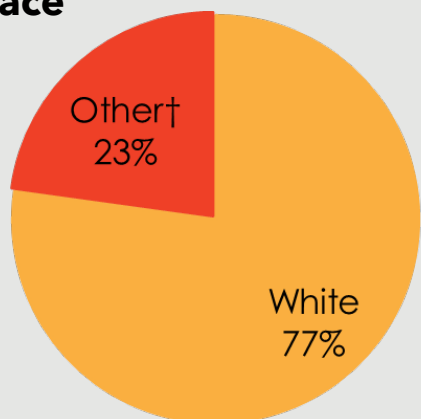
### Gender



### Age



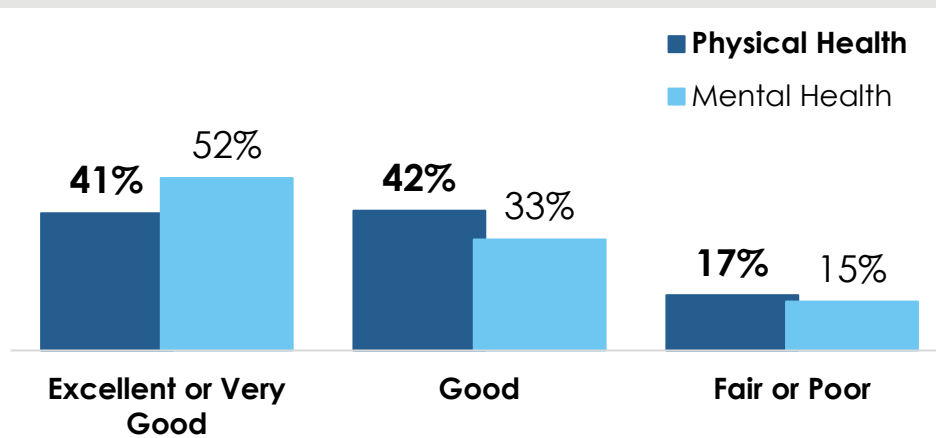
### Race



**5%**

reported a household income of **less than \$20,000.**

How do respondents in Zone 33 rate their Physical and Mental Health?



Do respondents in Zone 33 struggle each month to pay for medical care and/or necessities?



**20%**

**SOMETIMES** or **NEVER** have enough money to pay for essentials such as food, clothing and housing.



**35%**

**SOMETIMES** or **NEVER** have enough money to pay for health care expenses.

How do residents in Zone 33 pay for health care?

**Insurance purchased/provided through employer 55%**

Medicare 28%

Insurance purchased on my own or by family member 26%

Use my own money (out of pocket) 24%

266 surveys collected.

Some demographic data may total over 100% due to rounding.

† Due to low response rates, the 'Other' category includes 'Asian', 'American Indian/Native American', 'Black or African American', 'Hispanic or Latino', 'Native Hawaiian or Other Pacific Islander', 'Multi-racial', and 'Other' responses or race/ethnicity.

TOP 3  
COMMUNITY  
STRENGTHS



Low crime/safe neighborhoods ----- 60%  
Access to parks and recreation sites ----- 57%  
Clean environments and streets ----- 55%

TOP  
COMMUNITY  
ISSUE



Distracted driving ----- 59%  
Lack of public transportation ----- 36%  
Lack of good jobs ----- 25%

TOP  
BARRIER TO  
HEALTHCARE



Difficulty finding the right provider for my care ----- 41%  
Distance to provider ----- 35%  
Underinsured ----- 24%

TOP 3  
HEALTH  
CONDITIONS



Overweight or obesity ----- 43%  
Alcohol or substance abuse ----- 33%  
High blood pressure or cholesterol ----- 30%

**Want More?**

- Find out how your city compares to other cities in Maricopa County.
- Submit a Data Request to obtain regional survey results.
- Join Synapse to partner with local organizations.

**Contact:**

[Eileen Aguilar](#)

(602) 859-4763

[Eileen.Aguilar@maricopa.gov](mailto:Eileen.Aguilar@maricopa.gov)

[Data Request:](#)

<https://www.maricopa.gov/data-request>